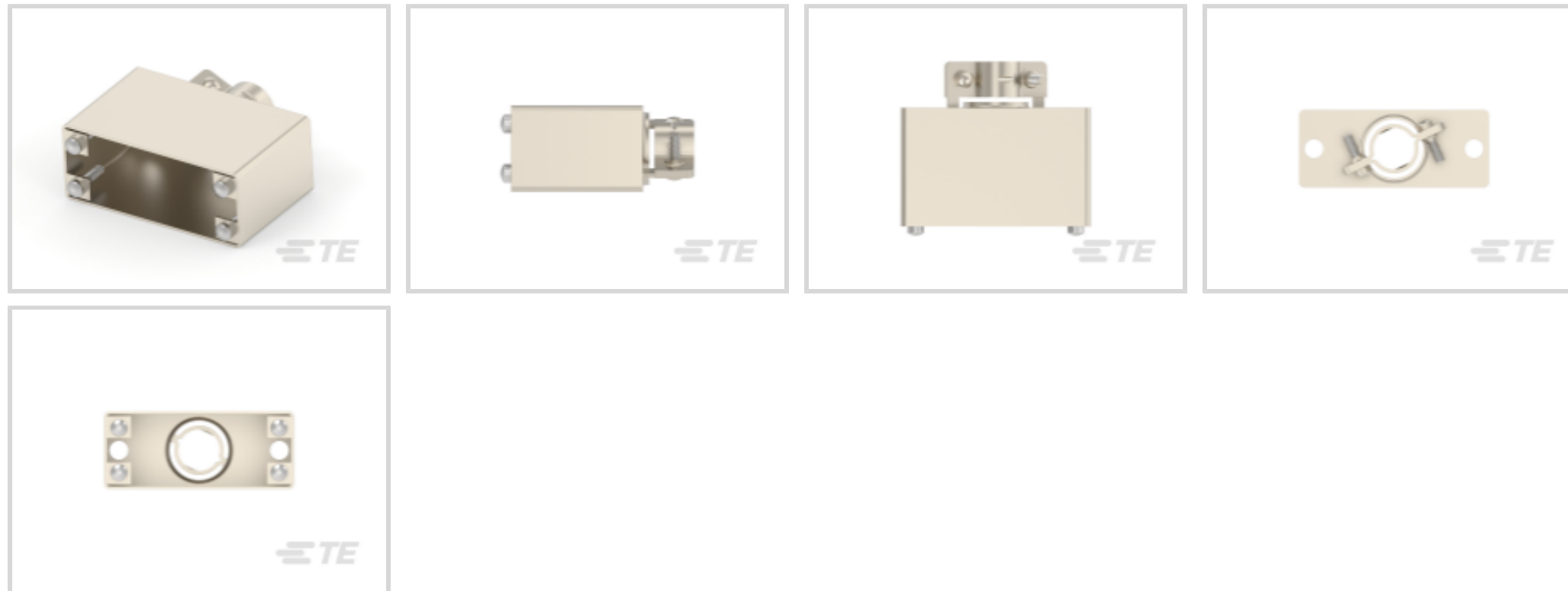




Connectors > Rectangular Connectors > Rectangular Connector Accessories > Rectangular Connector Hardware



Hardware Type: **Shield Kit**

Connector System: **Wire-to-Wire**

Number of Positions: **16, 20, 34**

Sealable: **No**

Connector & Contact Terminates To: **Wire & Cable**

## Features

### Product Type Features

Strain Relief	With
Product Type	Hardware
Connector System	Wire-to-Wire
Sealable	No
Connector & Contact Terminates To	Wire & Cable

### Configuration Features

Number of Positions	16, 20, 34
---------------------	------------

### Body Features

Material	Carbon Steel
Cable Exit Angle	180°
Strain Relief Type	Shield & Cable Clamp

### Mechanical Attachment

Mounting Hardware	Screws and Clamps
Screw & Hole Thread Size	4-40



Hardware Type	Shield Kit
Connector Mounting Type	Cable Mount (Free-Hanging)

### Dimensions

Height	50.8 mm[1.999 in]
Length	44.83 mm[1.765 in]
Width	20.78 mm[.818 in]
Accepts Cable Diameter (Max)	13.84 mm[.545 in]

### Usage Conditions

Operating Temperature Range	-55 – 150 °C[-67 – 302 °F]
-----------------------------	----------------------------

### Operation/Application

For Use With	16-Position Mixed Connectors, 20 Position High Voltage Connectors, 34-Position Standard Connectors
Circuit Application	Power & Signal

### Packaging Features

Packaging Quantity	1
Packaging Method	Bag

### Product Compliance

[For compliance documentation, visit the product page on TE.com>](#)


EU RoHS Directive 2011/65/EU	Compliant
EU ELV Directive 2000/53/EC	Compliant
China RoHS 2 Directive MIIT Order No 32, 2016	No Restricted Materials Above Threshold
EU REACH Regulation (EC) No. 1907/2006	Current ECHA Candidate List: JUNE 2022 (224) Candidate List Declared Against: JUNE 2022 (224) Does not contain REACH SVHC
Halogen Content	Low Halogen - Br, Cl, F, I < 900 ppm per homogenous material. Also BFR/CFR/PVC Free
Solder Process Capability	Not applicable for solder process capability

#### Product Compliance Disclaimer

This information is provided based on reasonable inquiry of our suppliers and represents our current actual knowledge based on the information they provided. This information is subject to change. The part numbers that TE has identified as EU RoHS compliant have a maximum concentration of 0.1% by weight in homogenous materials for lead, hexavalent

chromium, mercury, PBB, PBDE, DBP, BBP, DEHP, DIBP, and 0.01% for cadmium, or qualify for an exemption to these limits as defined in the Annexes of Directive 2011/65/EU (RoHS2). Finished electrical and electronic equipment products will be CE marked as required by Directive 2011/65/EU. Components may not be CE marked. Additionally, the part numbers that TE has identified as EU ELV compliant have a maximum concentration of 0.1% by weight in homogenous materials for lead, hexavalent chromium, and mercury, and 0.01% for cadmium, or qualify for an exemption to these limits as defined in the Annexes of Directive 2000/53/EC (ELV). Regarding the REACH Regulation, the information TE provides on SVHC in articles for this part number is based on the latest European Chemicals Agency (ECHA) 'Guidance on requirements for substances in articles' posted at this URL: <https://echa.europa.eu/guidance-documents/guidance-on-reach>

## Also in the Series | AMP M Series



Board-to-Board Jumpers & Shunts(7)




Rack & Panel Connectors(1)



Rectangular Connector Hardware(52)



Rectangular Power Connectors(66)



Standard Edge Connectors(2)

## Documents

### Product Drawings

[34 POS. SHIELD ASSY.](#)

English

### CAD Files

[3D PDF](#)

3D

Customer View Model

[ENG\\_CVM\\_CVM\\_200517-9\\_Z.2d\\_dxf.zip](#)

English

Customer View Model

[ENG\\_CVM\\_CVM\\_200517-9\\_Z.3d\\_igs.zip](#)

English

Customer View Model

[ENG\\_CVM\\_CVM\\_200517-9\\_Z.3d\\_stp.zip](#)

English

By downloading the CAD file I accept and agree to the [Terms and Conditions](#) of use.



---

[Instruction Sheets](#)

[Instruction Sheet \(U.S.\)](#)

English